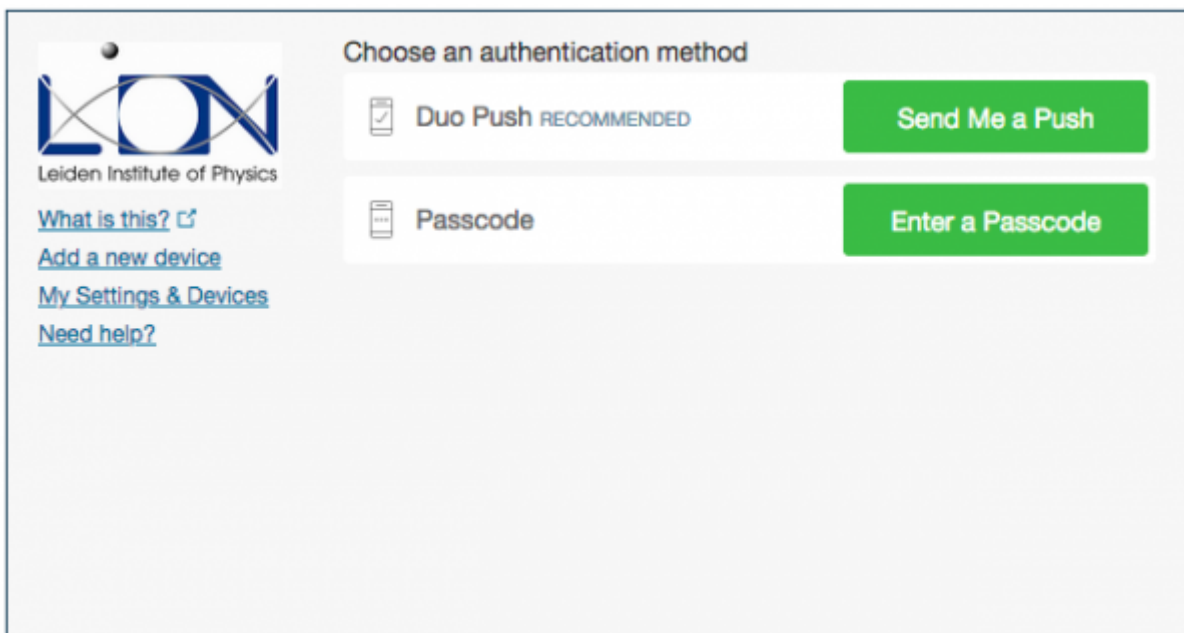


# Normal 2FA WEB based access

## Standard DUO App setup

After successful enrollment into DUO each time you access a 2FA protected WEB system, you are presented the below authentication options for normal DUO App users:

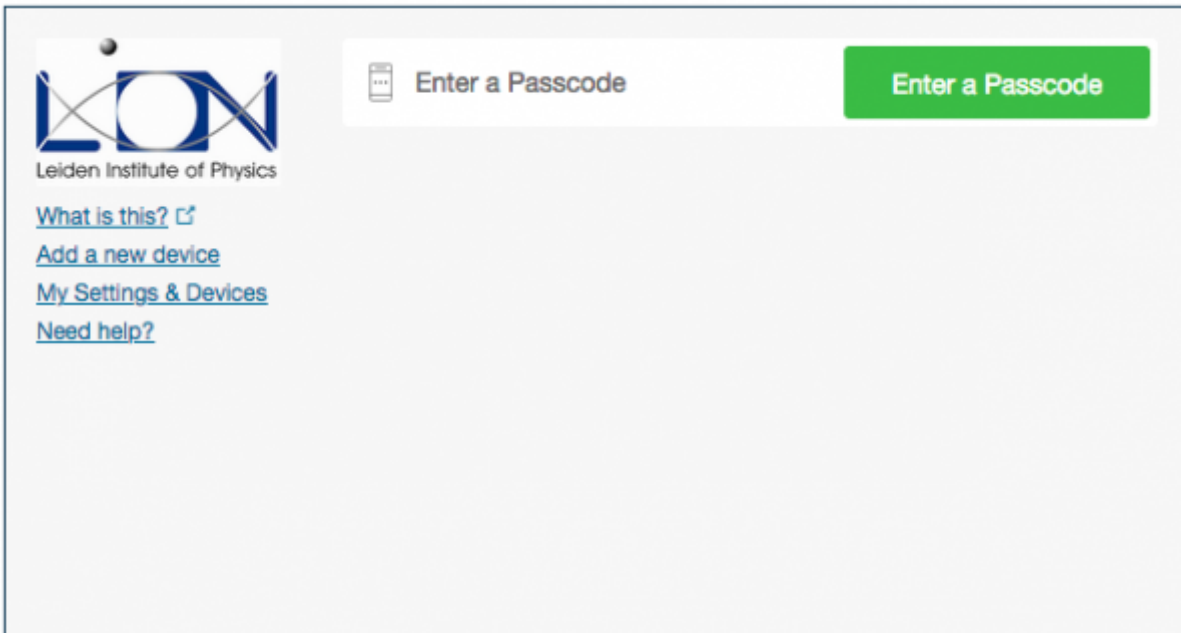


The screenshot displays the DUO authentication interface for the Leiden Institute of Physics (LION). On the left side, there is a logo for LION and the text "Leiden Institute of Physics". Below the logo, there are four links: "What is this?", "Add a new device", "My Settings & Devices", and "Need help?". The main area is titled "Choose an authentication method" and contains two options. The first option is "Duo Push RECOMMENDED" with a green button labeled "Send Me a Push". The second option is "Passcode" with a green button labeled "Enter a Passcode".

The easiest mechanism is the push mechanism where you only have to hit the approve button in the DUO app on your smart phone to login. The passcode can be obtained by clicking the created LION entry in the DUO app. It will show a six digit code that you can enter in above window, second option. Before you can enter this six digit code, you first need to press the 'Enter a Passcode' button. Once the code is accepted or you pressed the Approve button on the DUO app, you are forwarded to the Web site.

## Yubikey Setup

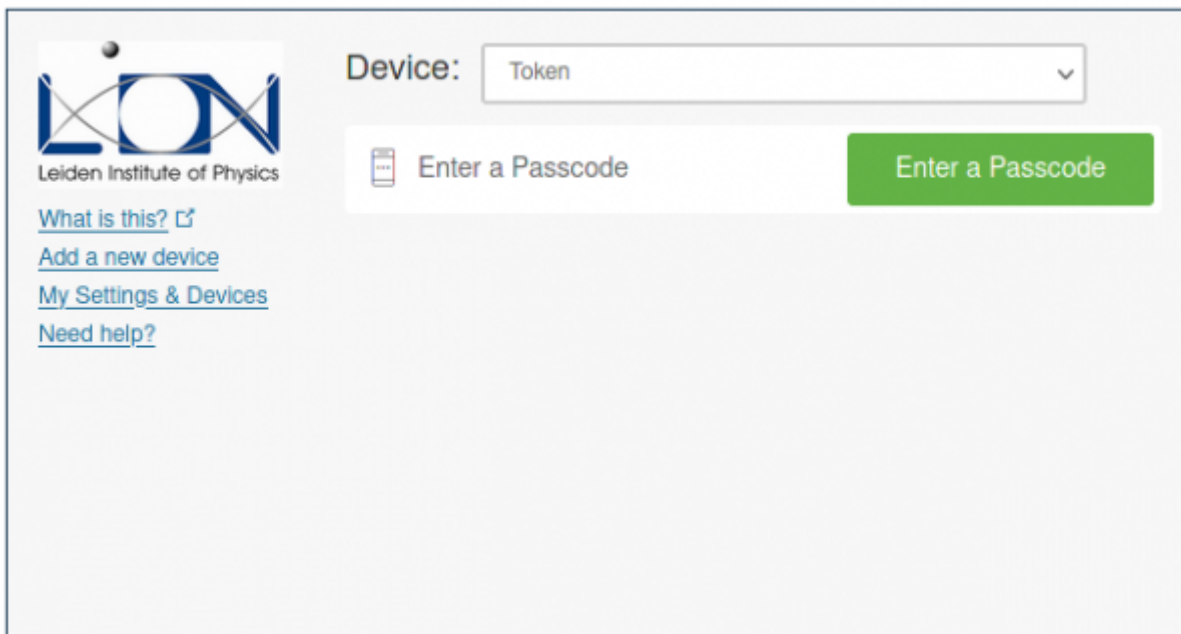
Users that have enrolled DUO with only a yubikey are presented the yubikey passcode entry only:



Click on the 'Enter a Passcode' button, insert your Yubikey in your device, then press and hold the Yubikey button until a 42 character string appears in the passcode input field. Once the code is accepted you are forwarded to the Web site.

### TOTP setup (FreeOTP or Google Authenticator)

Users that have been entered using a TOTP key (from their FreeOTP, Google Authenticator or likewise) will see a dropdown menu with one entry in it Token



Select the Token and pres the 'Enter a Passcode' button. Then enter the 6 digit code from your TOTP App. Do not mind the blue bar message about a Hardware token, that is a side effect of this specialized setup.

Leiden Institute of Physics

Device: Token

(ex. 867539)

Log In

What is this? [↗](#)

[Add a new device](#)

[My Settings & Devices](#)

[Need help?](#)

Enter a passcode from a hardware token. ✕

Press the 'Log in' button and once the code is accepted you are forwarded to the Web site.

From: <https://helpdesk.strw.leidenuniv.nl/wiki/> - **Computer Documentation Wiki**

Permanent link: <https://helpdesk.strw.leidenuniv.nl/wiki/doku.php?id=lion:2fa:webaccess>

Last update: **2021/09/15 07:58**

